

Evaluating program effectiveness of interventions for post-secondary transition

Glen Gillogly

Warrensburg High School

Warrensburg, MO

ggillogly@warrensburgr6.org

660.747.2262

- The Warrensburg High School Counselors conduct lessons to help prepare students for the Post-secondary transition, but the effectiveness of these lessons has not been evaluated

Identify

- Students: 224 12th Grade Students, 222 11th Grade Students attending Warrensburg High School.
- Intervention:
 - 12th grade
 - Students received a classroom presentation from the counselors on Post-secondary information in September.
 - Counselors met individually with all 12th grade students to go over information on post-secondary planning and to answer individual questions.
 - Students were invited to attend an evening Financial Aid night with representatives from the financial aid office at local colleges to talk about FAFSA and Scholarships
 - Students were invited to attend a MOACAC College Fair held at the high school during the school day.

Describe (SIMS)

- Intervention (cont'd):
 - 11th Grade
 - Students received a presentation from the counselors on Post-secondary information in September.
 - Students participated in a 90 minute Missouri Connections Lesson in identifying occupations based on the Interest Profiler, identifying the programs of study needed for the occupations, locating post-secondary education/training options offering the programs of study, and finding the admissions requirements for those establishments.
 - Students were invited to a MOACAC College Fair held at the high school during the school day
 - Students were invited to a College Information Night with representatives attending from a Tech School, 2-year College, 4-year Private College, and 4-year Public University as well as representatives for A+ and dual credit opportunities.

Describe (SIMS)

- Measurement: Student Self-rating scales
 - Students were given the rating scales in a google form to fill out prior to interventions being conducted.
 - Students were given the rating scales again after completing interventions.
- Setting:
 - Classroom large group setting for presentations and lessons conducted by Professional School Counselors.
 - Individual planning sessions with Seniors held in the counseling offices by Professional School Counselors.
 - All other activities are held at the high school and organized by Professional School Counselors

Describe (SIMS)

- Students were administered a Pre-Survey in September in a classroom setting prior to interventions. Students were asked to rate on a 5 point scale how prepared they felt (1=least prepared and 5=very prepared) to:
 - Complete School/college searches
 - Complete college/employment applications
 - Complete scholarship/financial aid applications
 - Complete college essays
 - Choose a career/college major

Existing or Accumulated Data

- Counselors gave classroom presentations to both Junior and Senior level Communication Arts classes on Post-secondary information (class size ranges from 15-31)
- Students were invited to attend the Financial Aid Night and Career Fair.
- Counselors met with each senior individually to go over the college application process, scholarship search procedures, and important information regarding the FAFSA. Each of the counselors met with approximately 75 students.
- Senior students took the post survey at the completion of their individual planning sessions.
- Juniors were invited to attend a College Information Night.
- Juniors participated in classroom MO Connections Lesson
- Juniors took the post survey at the completion of their MO Connections classroom lesson.

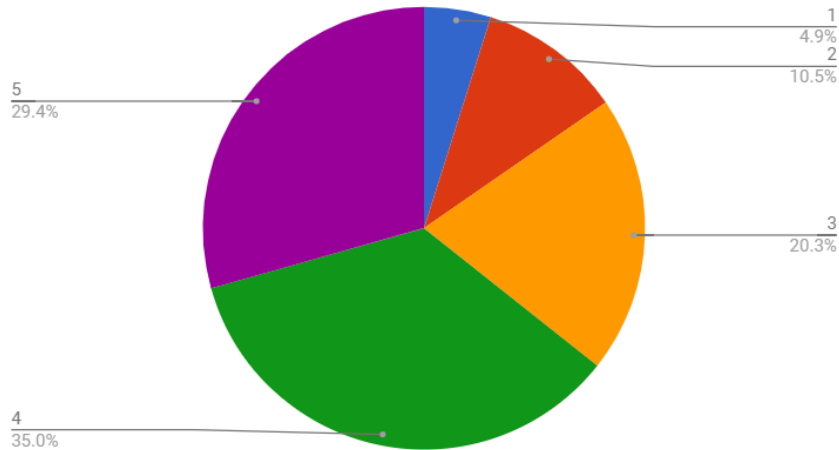
Existing or Accumulated Data (continued)

- Senior Responses
 - Fall Survey—144 responses
 - Post Survey—155 responses
- Junior Responses
 - Fall Survey—200 responses
 - Post Survey—180 responses

Existing or Accumulated Data (continued)

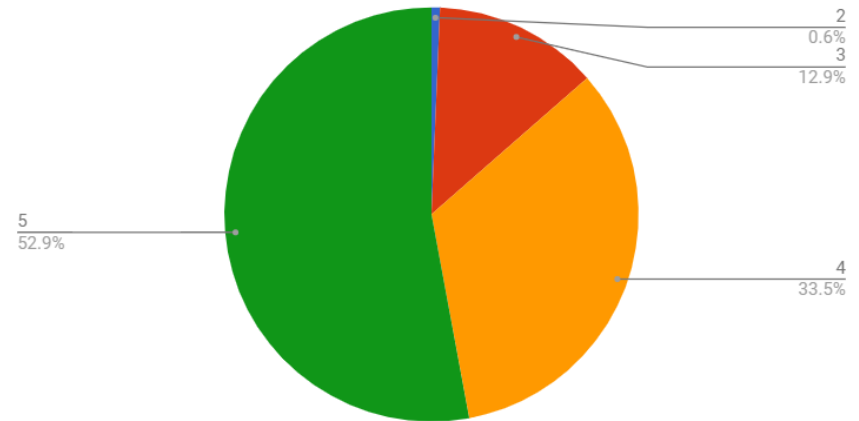
Pre-Survey

complete school/college searches



Post-Survey

How prepared do you now feel to complete school/college searches?



(1=least prepared and 5=very prepared)

- Before

- 15% responded 1 or 2
- 64% responded 4 or 5

- After

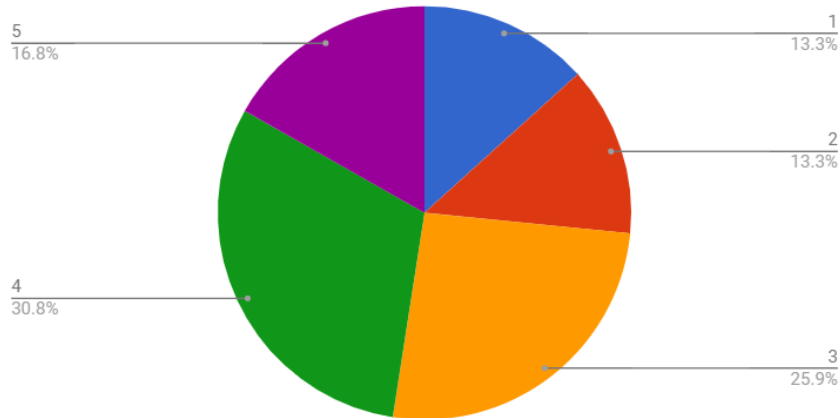
- < 1% responded 1 or 2
- 86% responded 4 or 5

**Growth was statistically significant ($p < .05$)

Analyze (Senior Data)

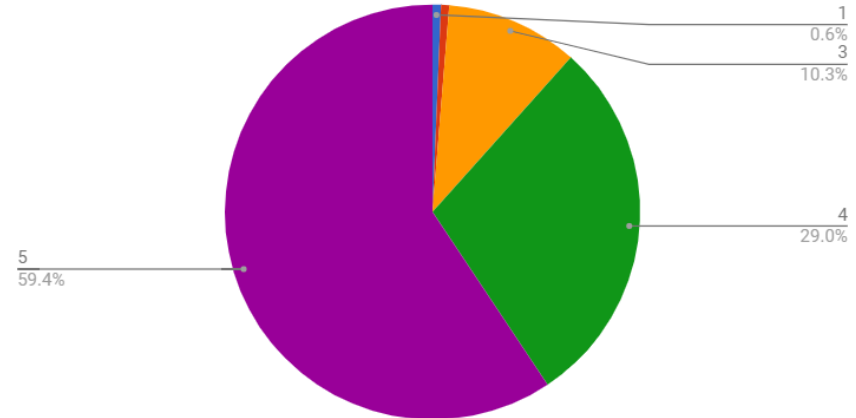
Pre-Survey

complete the college application/employment application process



Post-Survey

How prepared do you now feel to complete the college application/employment application process?



(1=least prepared and 5=very prepared)

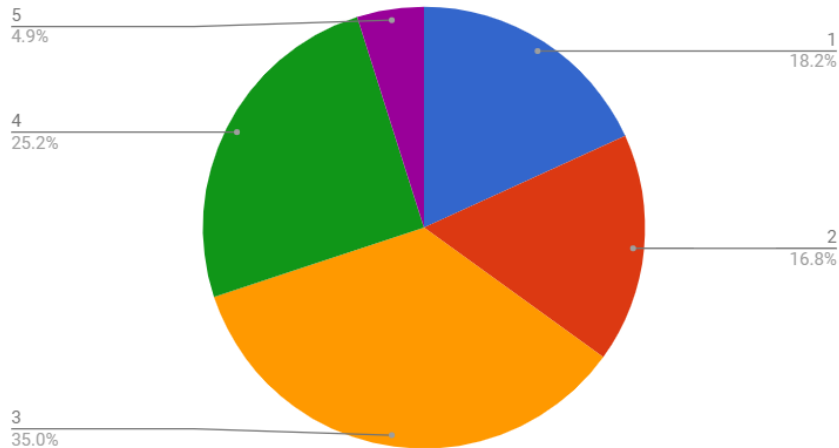
- Before
 - 27% responded 1 or 2
 - 48% responded 4 or 5
- After
 - < 1% responded 1 or 2
 - 88% responded 4 or 5

**Growth was statistically significant ($p < .05$)

Analyze (Senior Data)

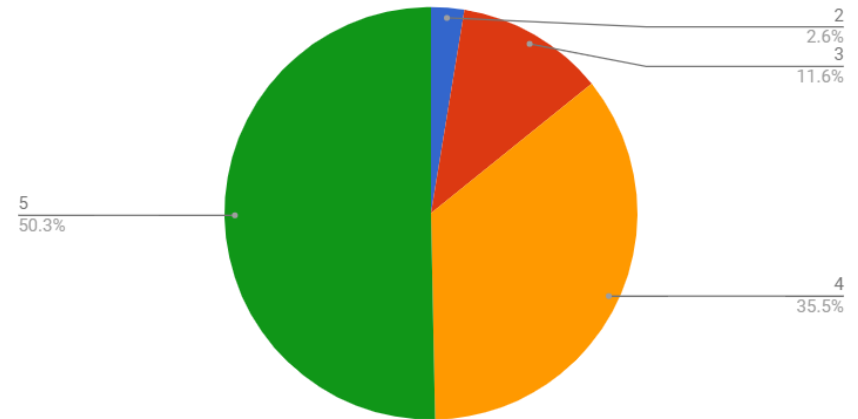
Pre-Survey

complete scholarships/financial aid forms



Post-Survey

How prepared do you now feel to complete scholarship/financial aid applications?



(1=least prepared and 5=very prepared)

- Before

- 35% responded 1 or 2
- 30% responded 4 or 5

- After

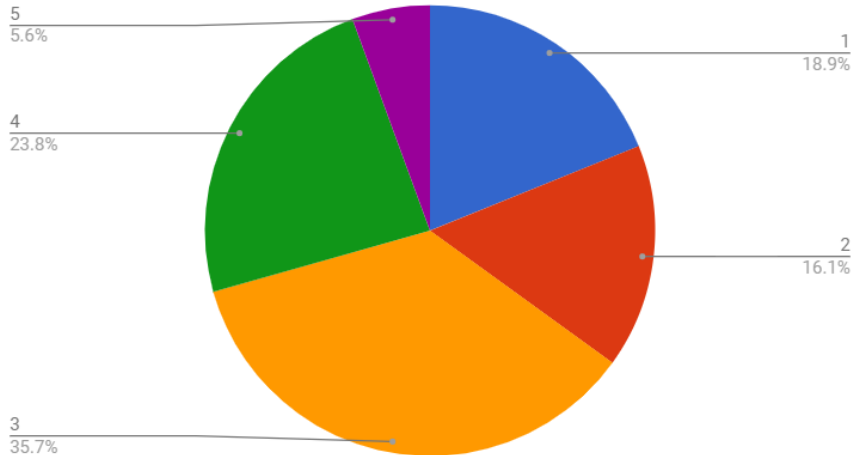
- 3% responded 1 or 2
- 86% responded 4 or 5

**Growth was statistically significant ($p < .05$)

Analyze (Senior Data)

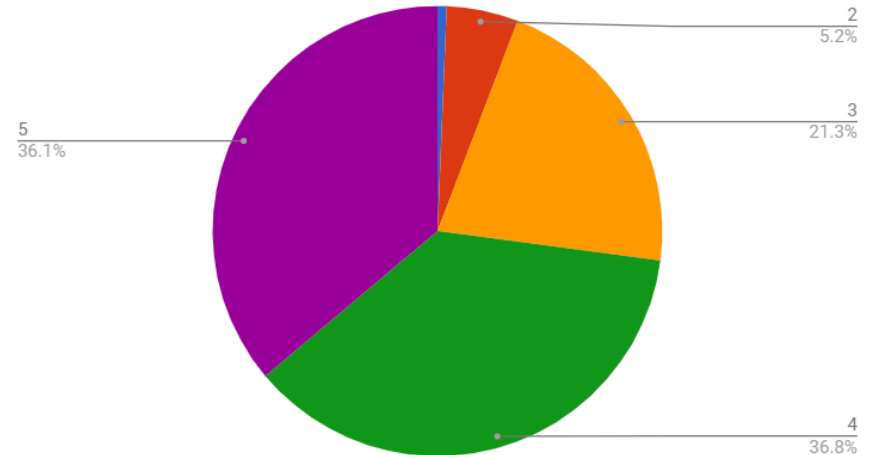
Pre-Survey

complete college essays



Post-Survey

How prepared do you now feel to complete college essays?



(1=least prepared and 5=very prepared)

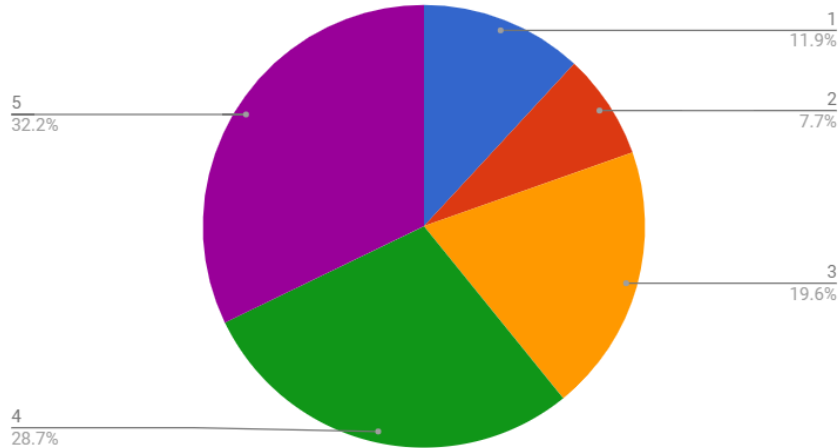
- Before
 - 35% responded 1 or 2
 - 29% responded 4 or 5
- After
 - 5% responded 1 or 2
 - 73% responded 4 or 5

**Growth was statistically significant ($p < .05$)

Analyze (Senior Data)

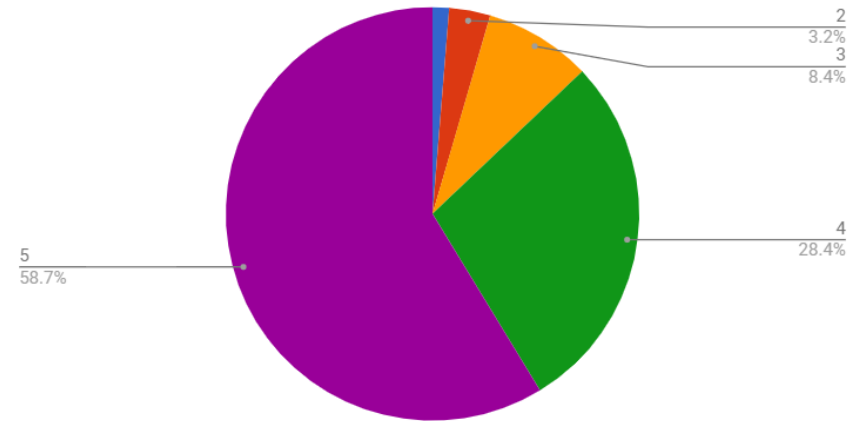
Pre-Survey

choose a career/college major



Post-Survey

How prepared do you now feel to choose a career/college major



(1=least prepared and 5=very prepared)

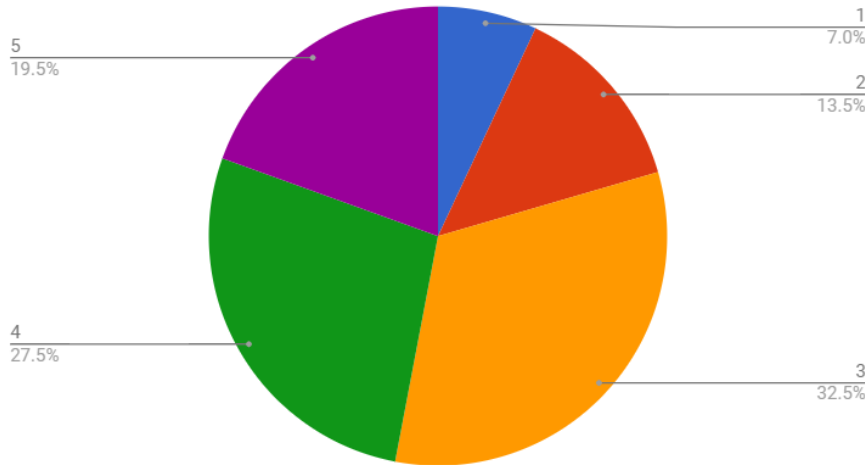
- Before
 - 20% responded 1 or 2
 - 61% responded 4 or 5
- After
 - 3% responded 1 or 2
 - 87% responded 4 or 5

**Growth was statistically significant ($p < .05$)

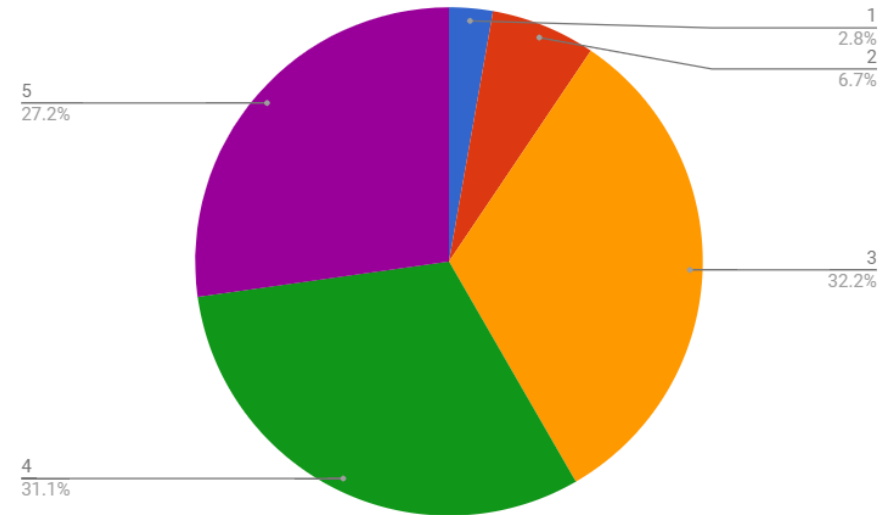
Analyze (Senior Data)

Pre-Survey

complete school/college searches



Post-Survey



(1=least prepared and 5=very prepared)

- Before

- 21% responded 1 or 2
- 47% responded 4 or 5

- After

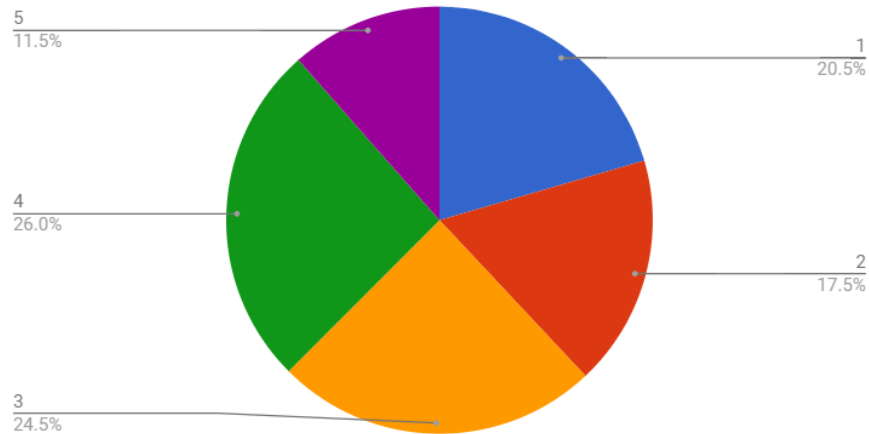
- 10% responded 1 or 2
- 58% responded 4 or 5

**Growth was statistically significant ($p < .05$)

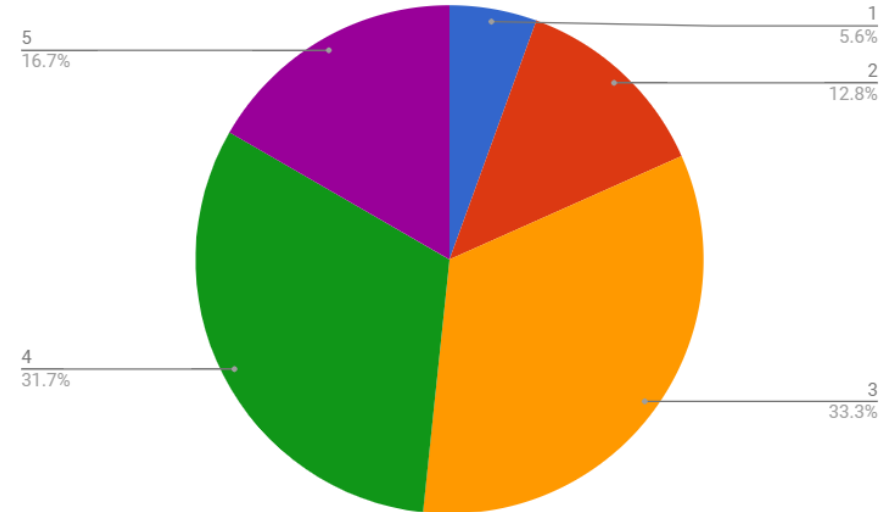
Analyze (Junior Data)

Pre-Survey

complete the college application/employment application process



Post-Survey



(1=least prepared and 5=very prepared)

- Before

- 38% responded 1 or 2
- 38% responded 4 or 5

- After

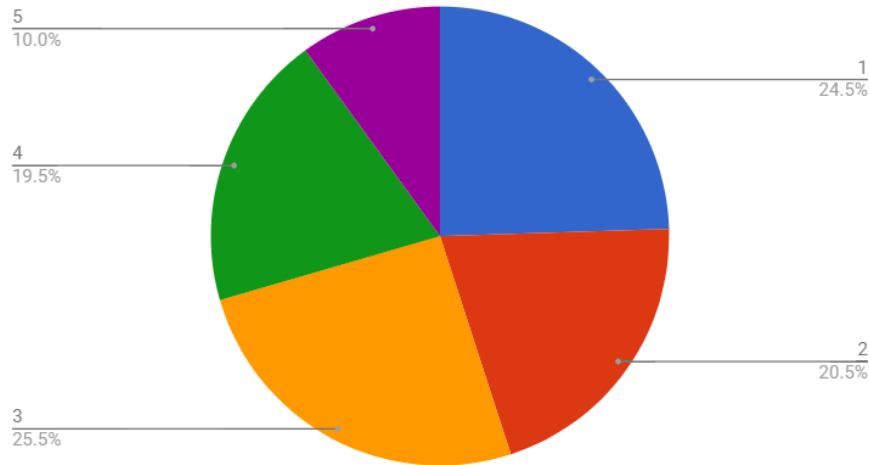
- 18% responded 1 or 2
- 48% responded 4 or 5

****Growth was statistically significant ($p < .05$)**

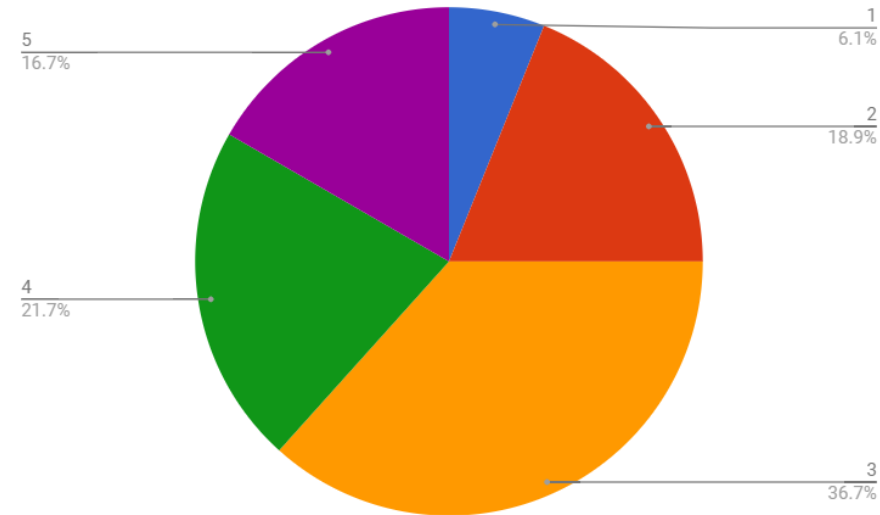
Analyze (Junior Data)

Pre-Survey

complete scholarships/financial aid forms



Post-Survey



(1=least prepared and 5=very prepared)

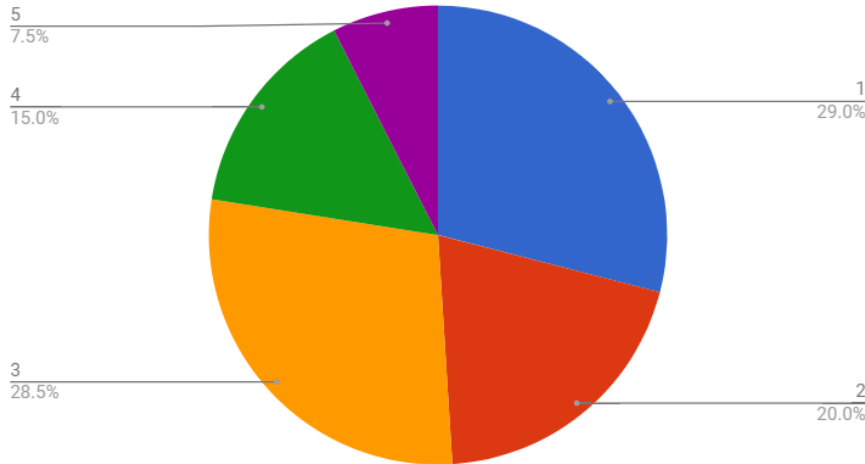
- Before
 - 45% responded 1 or 2
 - 30% responded 4 or 5
- After
 - 25% responded 1 or 2
 - 38% responded 4 or 5

**Growth was statistically significant ($p < .05$)

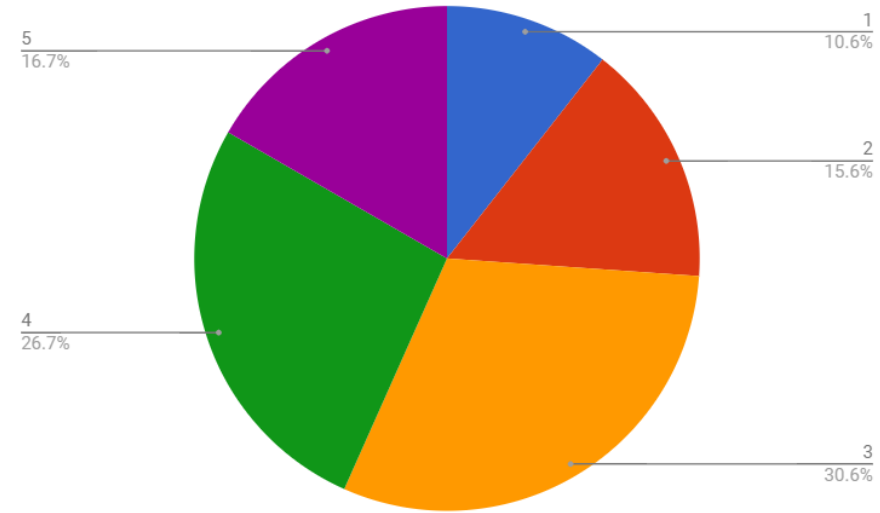
Analyze (Junior Data)

Pre-Survey

complete college essays



Post-Survey



(1=least prepared and 5=very prepared)

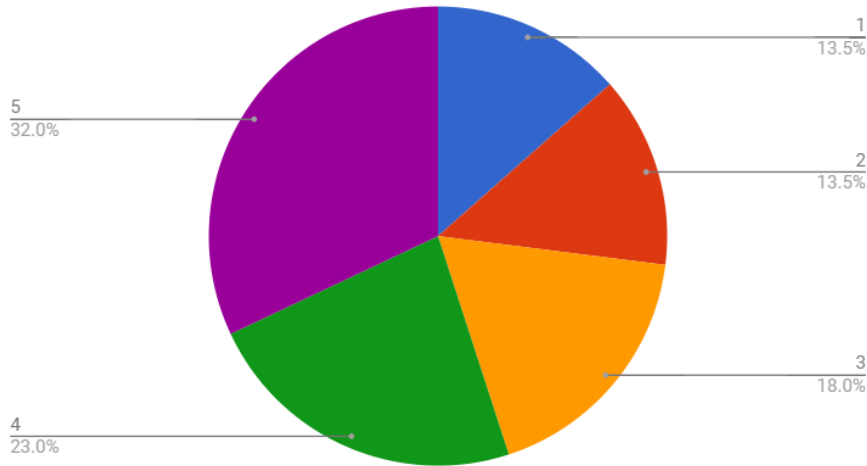
- Before
 - 49% responded 1 or 2
 - 23% responded 4 or 5
- After
 - 26% responded 1 or 2
 - 43% responded 4 or 5

**Growth was statistically significant ($p < .05$)

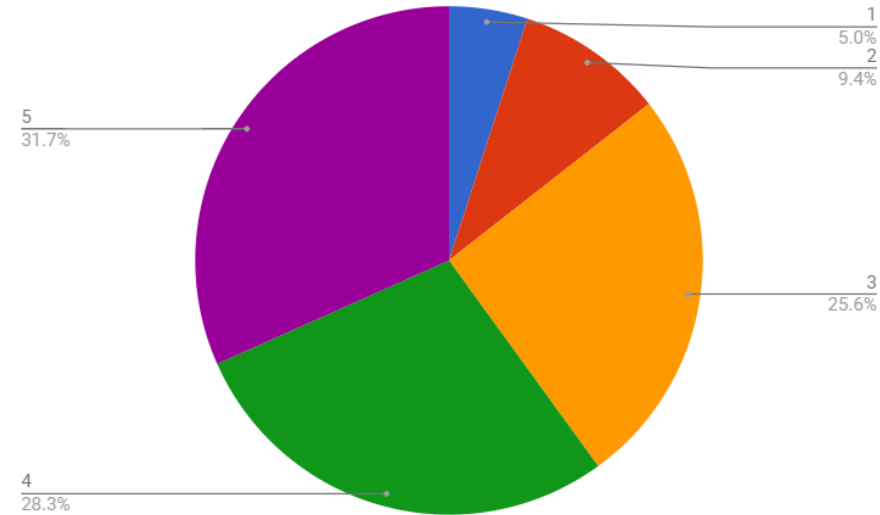
Analyze (Junior Data)

Pre-Survey

choose a career/college major



Post-Survey



(1=least prepared and 5=very prepared)

- Before

- 27% responded 1 or 2
- 55% responded 4 or 5

- After

- 14% responded 1 or 2
- 60% responded 4 or 5

**Growth was statistically significant ($p < .05$) in the 1 or 2 responses but was not significant in the 4 or 5 response category ($p > .05$).

Analyze (Junior Data)

- Percentages of participation
 - Juniors
 - Pre Survey—90% participation
 - Post Survey—81% participation
 - Seniors
 - Pre Survey—64% participation
 - Post Survey—69% participation
 - While all Seniors participated in individual sessions with counselors, tracking was not done to measure percentage of students participating in other interventions
- After analysis of all accumulated data, the counseling team concluded that the strategies/interventions that are currently in place are effective.

Summarize

- Pursue tracking of all junior and senior students to make sure 95% of students participate in Pre/Post surveys and interventions (i.e. putting procedures in place to ensure students take pre/post surveys immediately following intervention)
- Continue to implement and evaluate interventions

Implications and Follow-up Recommendations
